








# Bridge the Gap to Health Park Access and Parking

## Legend

-  Closed 5am - Noon
-  Closed 6am - 10:30am
-  Closed 7am - 10:30am
-  Closed 7am - Noon
-  Reduced to 1 lane
-  Detour
-  Parking

